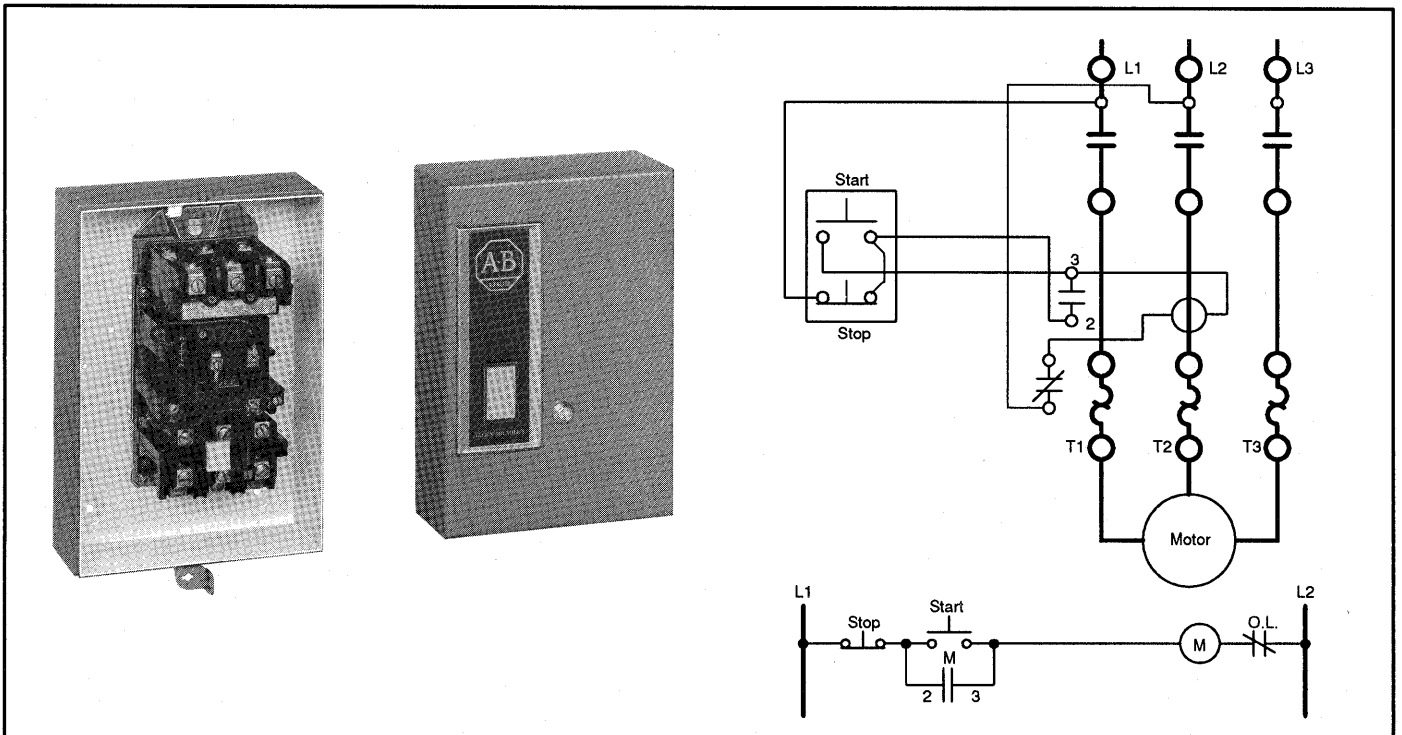
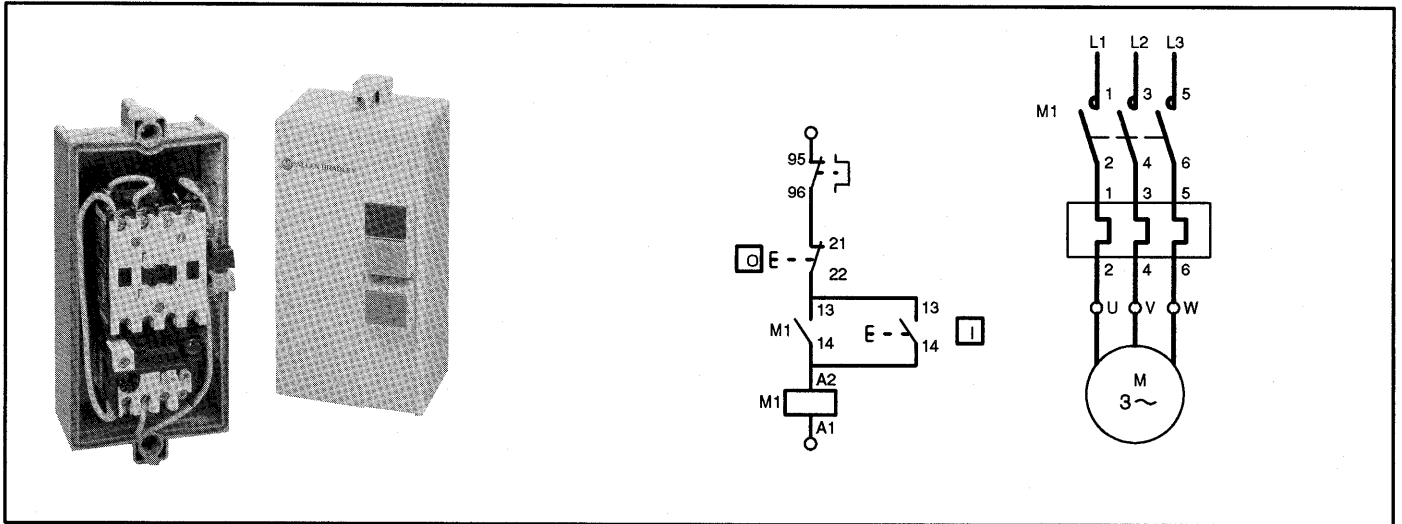


A Global Reference Guide for Reading Schematic Diagrams

Product Data




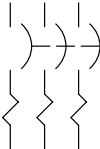
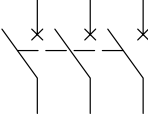
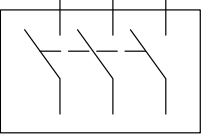
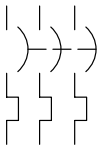
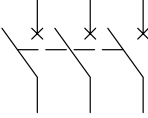
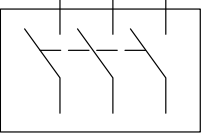





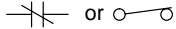


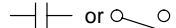


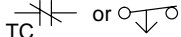

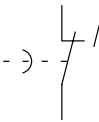
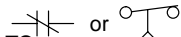

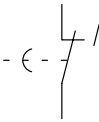
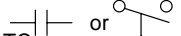
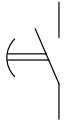
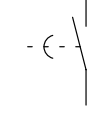
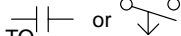

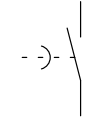
General. With the increasing emphasis on globalization, many industries are now looking to all parts of the world to produce, market and sell their products. Electrical manufacturers are no exception. Since the electrical standards adopted by various nations may vary, the markings and symbols used to describe electrical control products can also vary. Whether it is a complex control system on a machine tool or a simple across-the-line motor starter, the need to recognize and understand these symbols becomes more important. It is possible that products from all parts of the world are being used in any one facility.

The purpose of this document is to provide a simple cross-reference of common schematic/wiring diagram symbols used throughout various parts of the world. The graphical symbols were taken from the following standards:

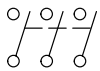
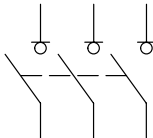
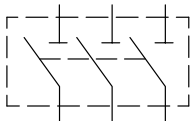
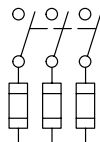
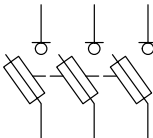
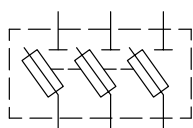







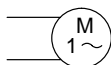
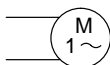
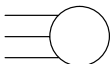


- | | |
|---------------------|---------------------|
| BS 3939. | EEMAC E14-3. |
| CENELEC EN 50 013. | IEC 617-1 to 617-8. |
| DIN 40700 to 40717. | NEMA ICS 1. |

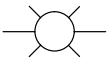


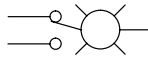
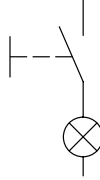



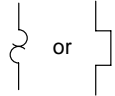


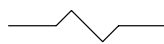


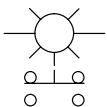

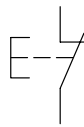

The following tables describe the device and show the symbol by area of usage.

Description		US / Canadian	International / British	German
Capacitor				
Circuit Breaker	Magnetic Only			
	Thermal-magnetic			
Coil				

Description		US / Canadian	International / British	German
Basic Contacts	Normally Closed			
	Normally Open			
Time Delay Contacts	N.C., Timed Closed			
	N.C., Timed Open			
	N.O., Timed Closed			
	N.O., Timed Open			

Product Data
 A Global Reference Guide for
 Reading Schematic Diagrams


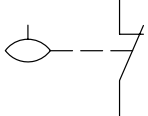
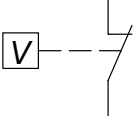

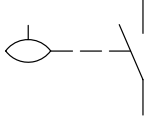
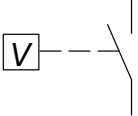

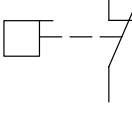
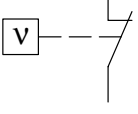

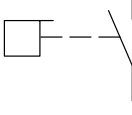
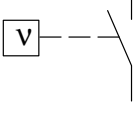

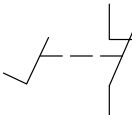
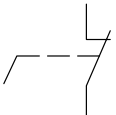

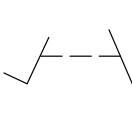
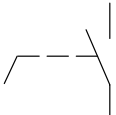



Description		US / Canadian	International / British	German
Disconnect Switch	Non-Fused			
	Fused			
Fuse				
Ground				
Induction Motor	Single Phase			
	Three Phase			

Description		US / Canadian	International / British	German
Lights, Indicating	Standard	 Insert color code inside symbol	 Insert color code next to symbol	 Insert color code next to symbol
	Push-To-Test	 Insert color code inside symbol		 Insert color code next to symbol
Meters		 Insert function code inside symbol	 Insert function code inside symbol	 Insert function code inside symbol
Overload Relay	Thermal Element	 or	 	
	Magnetic Element	 	 	
Push Button	Illuminated	 		
	Momentary (N.C.)	 	 	





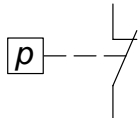
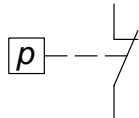

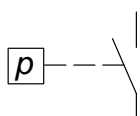
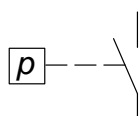

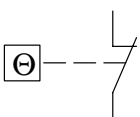
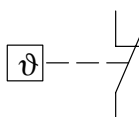

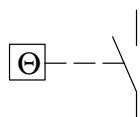
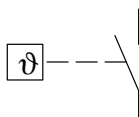
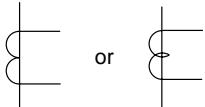
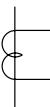
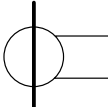
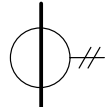
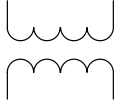
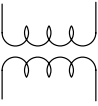
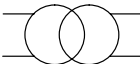
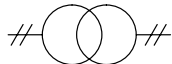
Product Data

A Global Reference Guide for
Reading Schematic Diagrams

Description		US / Canadian	International / British	German														
Push Button	Momentary (N.O.)																	
	Mushroom Head (N.C.)																	
	Mushroom Head (N.O.)																	
Resistor																		
Selector Switch	2 Position	<table border="1"> <thead> <tr> <th rowspan="2">Letter Sym</th> <th colspan="2">Position</th> </tr> <tr> <th>1</th> <th>2</th> </tr> </thead> <tbody> <tr> <td>A</td> <td></td> <td>X</td> </tr> <tr> <td>B</td> <td>X</td> <td></td> </tr> </tbody> </table>	Letter Sym	Position		1	2	A		X	B	X						
	Letter Sym	Position																
1		2																
A		X																
B	X																	
3 Position	<table border="1"> <thead> <tr> <th rowspan="2">Letter Sym</th> <th colspan="3">Position</th> </tr> <tr> <th>1</th> <th>2</th> <th>3</th> </tr> </thead> <tbody> <tr> <td>A</td> <td>X</td> <td></td> <td></td> </tr> <tr> <td>B</td> <td></td> <td></td> <td>X</td> </tr> </tbody> </table>	Letter Sym	Position			1	2	3	A	X			B			X		
Letter Sym	Position																	
	1	2	3															
A	X																	
B			X															

Description		US / Canadian	International / British	German
Switches	Float (N.C.)			
	Float (N.O.)			
	Flow (N.C.)			
	Flow (N.O.)			
	Foot (N.C.)			
	Foot (N.O.)			
	Limit (N.C.)			

Product Data
 A Global Reference Guide for
 Reading Schematic Diagrams

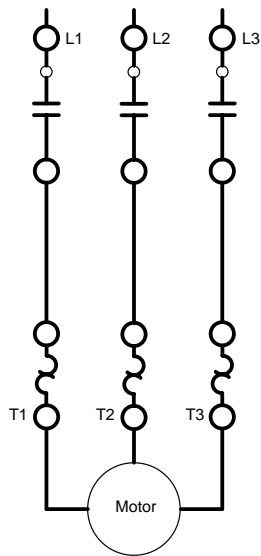
Description		US / Canadian	International / British	German
Switches	Limit (N.O.)			
	Pressure (N.C.)			
	Pressure (N.O.)			
	Temperature (N.C.)			
	Temperature (N.O.)			
Transformer	Current	 or 		
	Voltage	 or 		

Common Schematic Diagrams

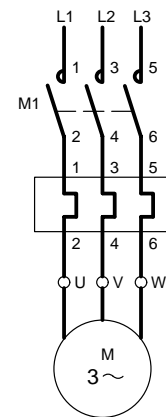
Across-the-Line Non-Reversing Starters with Start- Stop Push Buttons

Power Circuit

NEMA

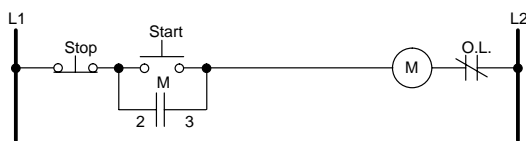


IEC

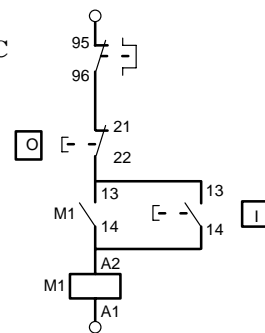


Control Circuit

NEMA



IEC

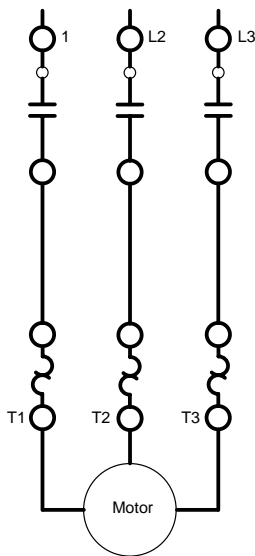


 Stop
 Start

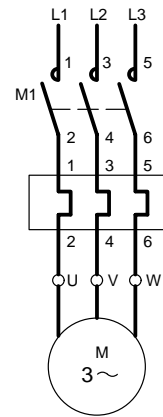
Common Schematic Diagrams **Across-the-Line Non-Reversing Starters with Hand-Off-Auto Selector Switch**

Power Circuit

NEMA

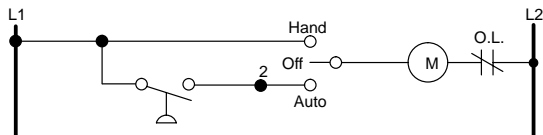


IEC

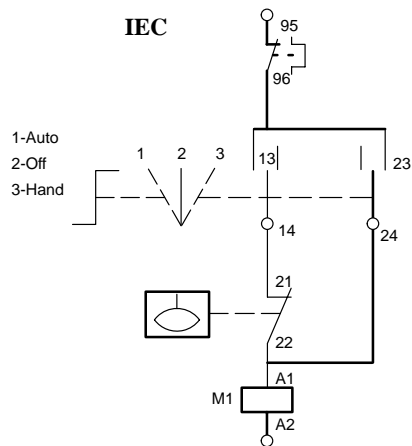


Control Circuit

NEMA



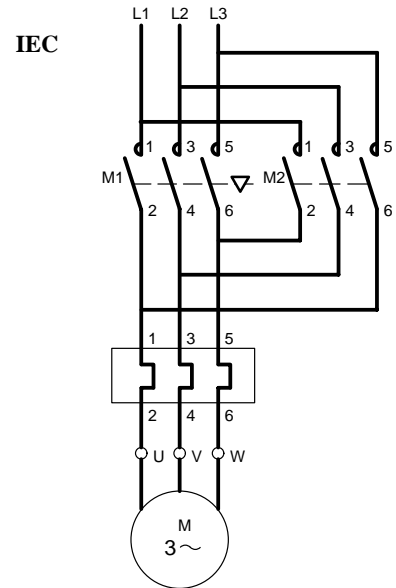
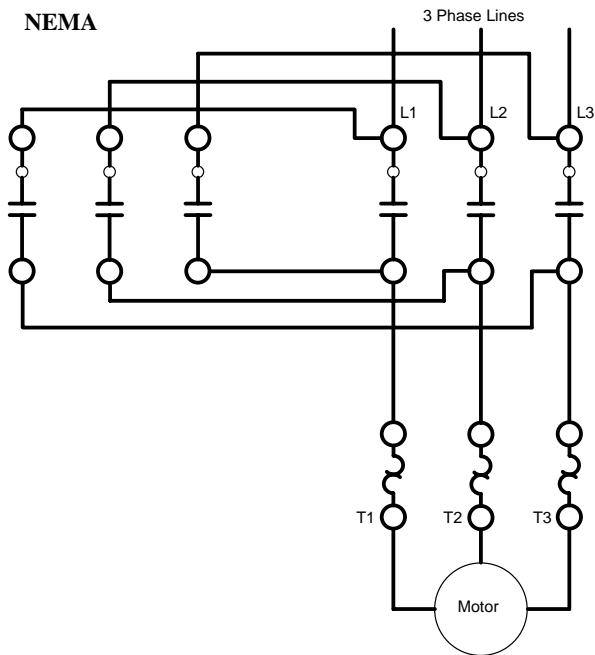
IEC



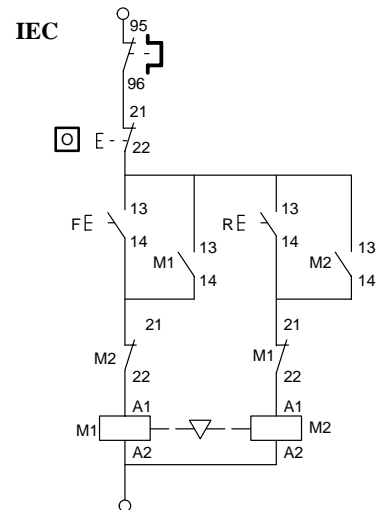
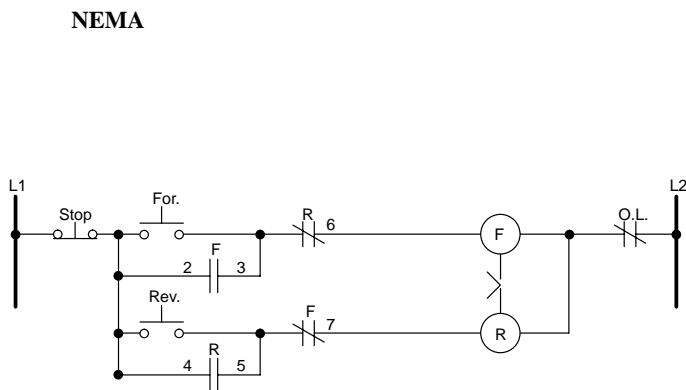
Common Schematic Diagrams

Across-the-Line Reversing Starters

Power Circuit



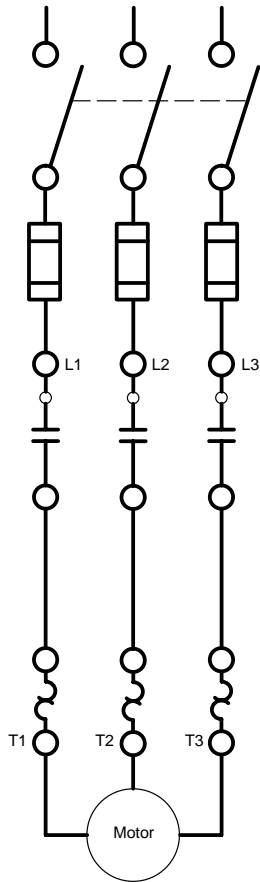
Control Circuit



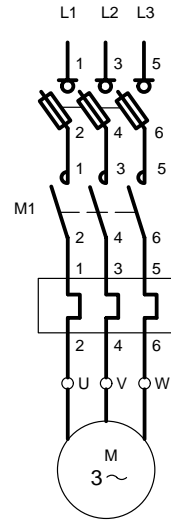
Common Schematic Diagrams Combination Starter with Fused Disconnect Switch

Power Circuit

NEMA

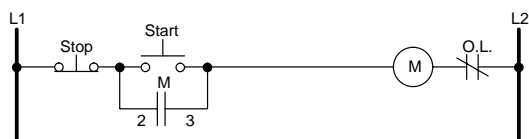


IEC

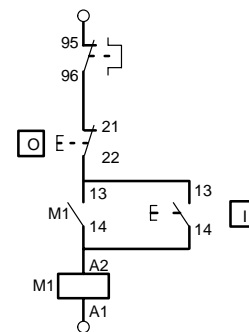


Control Circuit

NEMA



IEC



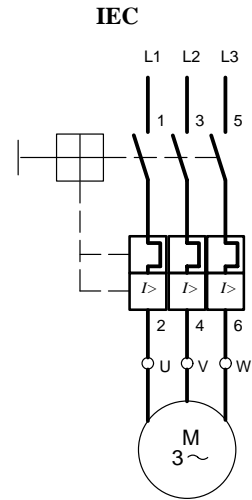
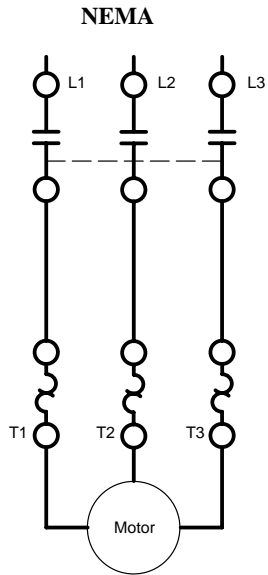
- 0 Stop
- 1 Start

Common Schematic Diagrams

Manual Starter

1

Power Circuit





ALLEN-BRADLEY
A ROCKWELL INTERNATIONAL COMPANY

A subsidiary of Rockwell International, one of the world's largest technology companies, Allen-Bradley meets today's automation challenges with over 85 years of practical plant floor experience. More than 11,000 employees throughout the world design, manufacture and apply a wide range of control and automation products and supporting services to help our customers continuously improve quality, productivity and time to market. These products and services not only control individual machines, but also integrate the manufacturing process while providing access to vital plant floor data that can be used to support decision-making throughout the enterprise.

With offices in major cities worldwide.

WORLD HEADQUARTERS

Allen-Bradley
1201 South Second Street
Milwaukee, WI 53204 USA
Tel: (1) 414 382-2000
Telex: 43 11 016
FAX: (1) 414 382-4444

**EUROPE/MIDDLE EAST/
AFRICA HEADQUARTERS**

Allen-Bradley Europe B.V.
Amsterdamseweg 15
1422 AC Uithoorn
The Netherlands
Tel: (31) 2975/43500
Telex: (844) 18042
FAX: (31) 2975/60222

ASIA/PACIFIC HEADQUARTERS

Allen-Bradley (Hong Kong) Limited
Room 1006, Block B, Sea View Estate
2-8 Watson Road
Hong Kong
Tel: (852) 887-4788
Telex: (780) 64347
FAX: (852) 510-9436

CANADA HEADQUARTERS

Allen-Bradley Canada Limited
135 Dundas Street
Cambridge, Ontario N1R 5X1
Canada
Tel: (1) 519 623-1810
FAX: (1) 519 623-8930

**LATIN AMERICA
HEADQUARTERS**

Allen-Bradley
1201 South Second Street
Milwaukee, WI 53204 USA
Tel: (1) 414 382-2000
Telex: 43 11 016
FAX: (1) 414 382-2400